REV.	DESCRIPTION	DATE
A	NEW DRAWING	1/3/2006
B	updated PCB layout	2/6/2008

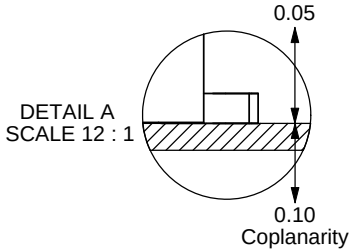

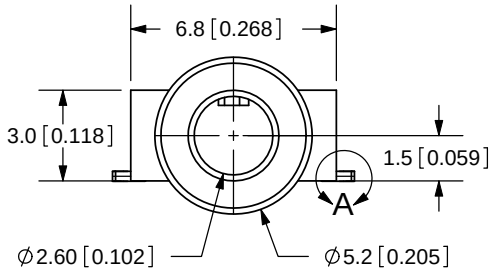

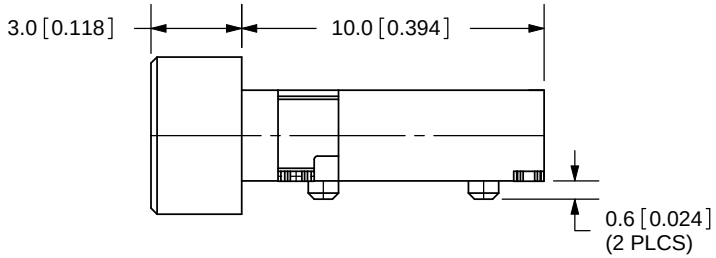

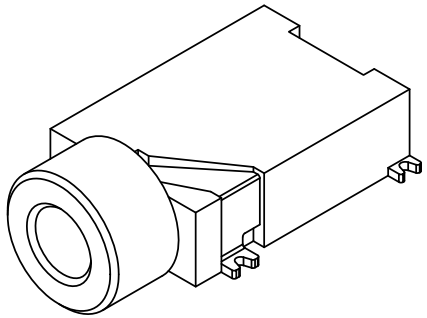

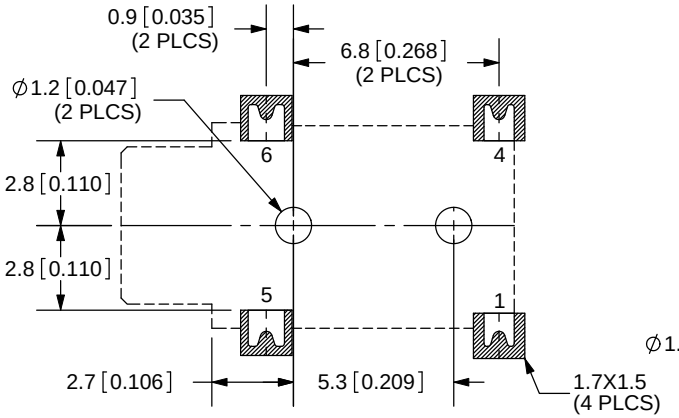

PCB LAYOUT
TOP VIEW

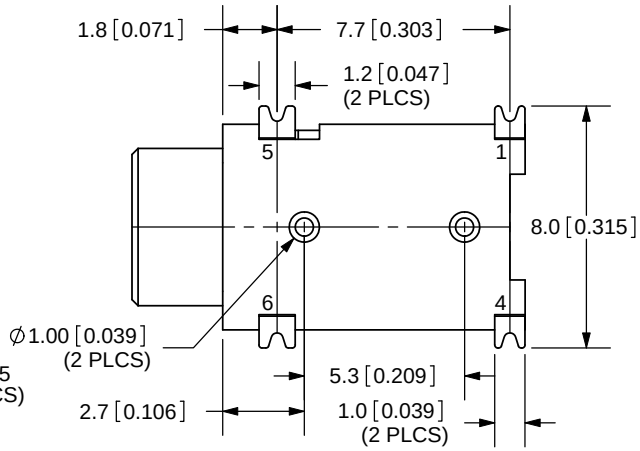

TOLERANCE:
X.X ±0.3mm
X.XX ±0.2mm

RoHS

MODEL NO.	SJ-42524-SMT
SCHEMATIC	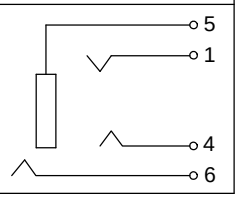

SPECIFICATIONS:
RATING: 16V DC @ 300mA
CONTACT RESISTANCE: 100m OHMS MAX
INSULATION RESISTANCE: 100M OHMS MIN: 500V DC
VOLTAGE WITHSTAND: 500V AC R.M.S. FOR 1 MINUTE
LIFE: 5,000 CYCLES

	MATERIAL	PLATING
TERMINAL 1	Titanium Copper	Silver
TERMINAL 4	Titanium Copper	Silver
TERMINAL 5	Phosphor Bronze	Silver
TERMINAL 6	Brass	Gold
HOUSING	PBT	

CUI INC
20050 SW 112th Ave.
Tualatin, OR 97062
Phone: 503-612-2300
800-275-4899
Fax: 503-612-2383
Website: www.cui.com

TITLE: SMT AUDIO JACK W/4 CONDUCTORS 2.5mm		REV: B
PART NO. SJ-42524-SMT	UNITS: MM [INCHES]	
DRAWN BY: ZRJ	APPROVED BY:	SCALE: 4:1

PC FILE NAME: SJ-42524-SMT

COPYRIGHT 2008 BY CUI INC.